

# VNS Therapy® System Glossary

**October 2017**



The year of authorization to affix the CE mark:

102/102R - 2003  
103/104 - 2005  
105 - 2011  
106 - 2014  
1000 - 2017  
302 - 2003  
303 - 2006  
304 - 2009

**ACLS**

Advanced Cardiac Life Support

**AE (adverse event)**

Any symptom, sign, illness, or experience that develops or worsens in severity and/or frequency during the course of a study or procedure (i.e., any changes from baseline)

**AED**

Antiepileptic drug(s)

**ARR**

Antidepressant Resistance Rating

**AutoStim Mode activation**

Mode of operation specific to the generator models capable of heartbeat detection. The device listens for heart beats during Normal Mode Off-time. When an increase in heart rate is detected (indicative of some seizure types) a train of stimulation is triggered similar to that of a Magnet Mode activation.

**baseline periods (*depression*)**

- ◆ *D-02 acute phase* — Two pre-implantation visits (Visits B1 and B2) for both groups
- ◆ *D-02 long-term phase* — For the evaluation of efficacy, the period just before initiation of VNS Therapy; during the long-term phase, the baseline period of subjects who had been assigned to the acute treatment group during the acute phase differed from that of the subjects who had been assigned to the acute sham-control group; because this baseline period is just before treatment initiation for both groups, it is more comparable for analysis purposes
- ◆ *treatment group* — During the long-term phase, the baseline for the subjects who had been assigned to the acute treatment group during the acute phase was the pre-implantation baseline (B1 & B2)
- ◆ *delayed treatment group (acute sham-control group)* — During the long-term phase, the baseline for the subjects who had been assigned to the acute sham-control group during the acute phase was the final two acute study visits, V8 and V9 (acute study exit)
- ◆ *D-04* — The visit occurring after obtaining informed consent

**BOL**

Beginning of life

**bpm**


Beats per minute

**CF card**

Compact Flash card

**CGI (Clinical Global Impressions) (*depression*)**

Two 7-point scales completed by the clinical rater to assess the subject's condition regarding the severity of illness (CGI-S) and global improvement (CGI-I); the *severity scale* ranges from 1 – "normal, not at all ill" to 7 – "among the most extremely ill patients;" the *improvement scale* ranges from 1 – "very much improved" to 7 – "very much worse"

 The CGI was developed by NIMH to provide a standardized assessment with clinically relevant anchors; it is one of the most widely used brief assessment tools in psychiatry.


### **chronic or recurrent depression**

A current major depressive episode that is of at least two years in duration or a current major depressive episode in a patient with a history of multiple prior episodes of depression

### **clinical benefit (*depression*)**

Degree of improvement in depression, as measured by the HRSD<sub>24</sub>

- ◆ *extraordinary clinical benefit*, at least a 75% reduction from baseline
- ◆ *highly meaningful clinical benefit*, at least a 50% but less than a 75% reduction from baseline
- ◆ *meaningful clinical benefit*, at least a 25% but less than a 50% reduction from baseline
- ◆ *minimal or no clinical benefit*, at least no change or less than a 25% reduction from baseline
- ◆ *worsened*, increase in HRSD<sub>24</sub> compared with baseline

 Physician expert consultants to the sponsor developed this designation.

### **complete response (complete responder or remitter) (*depression*)**

Subjects who scored less than a pre-defined score were considered to have achieved a complete response; scores representing complete response were an HRSD<sub>24</sub> raw score of 9 or less, a MADRS raw score of 10 or less, or an IDS-SR raw score of 14 or less; this corresponds to the concept of remission, where the illness, in this case depression, has few to no residual symptoms present

### **D-01, D-02, D-04 clinical studies (*depression*)**

Clinical trials conducted in patients with chronic or recurrent treatment-resistant depression. The D-01 study was a long-term, open-label, uncontrolled trial of adjunctive VNS Therapy. The D-02 study included acute and long-term phases. The acute phase was a double-blind, randomized, sham-controlled trial of adjunctive VNS Therapy; the long-term phase was an open-label, uncontrolled trial of adjunctive VNS Therapy. The D-04 study was a long-term, prospective, observational study of patients with chronic or recurrent treatment-resistant depression who were being treated with standard antidepressant treatments, but not VNS Therapy.

### **duty cycle**

Percentage of time during which stimulation occurs; stimulation time (programmed ON time plus 2 seconds of ramp-up time and 2 seconds of ramp-down time) divided by the sum of signal ON and OFF times

### **EAS**

Electronic article surveillance

### **ECT (electroconvulsive therapy)**

A treatment for depression and other indications using electrodes on the surface of the head to direct electrical current into the brain to induce a generalized seizure in a patient

### **electrode**

Mechanical and electrical interface of the VNS Therapy System to the vagus nerve; part of the lead

**Electrostatic discharge (ESD)**

Sudden and momentary electric current that flows between two objects

**EMI**

Electromagnetic interference

**EOS**

End of service

**ERI**

Elective replacement indicator. Synonymous with N EOS.

**excess duty cycle**

Duty cycle for which the ON time is greater than the OFF time

**failed adequate treatment**

Failure to respond to electroconvulsive therapy or an established antidepressant drug administered at an adequate dose for an adequate duration

**FDA**

United States Food and Drug Administration

**generalized onset seizure (*epilepsy*)**

Type of seizure that involves all parts of the brain and, usually, an alteration in consciousness

**generator**

An implantable, multi-programmable part of the VNS Therapy System; generates electrical impulses that are delivered through the lead to the vagus nerve; housed in a hermetically sealed titanium case and powered by a single battery

**Heartbeat Detection**

A configurable threshold setting for heart beat detection

**high lead impedance**

Resistance to the flow of output current produced by the pulse generator, caused by any of the following: possible fibrosis between the nerve and electrode, dry nerve (during surgery), lead fracture, lead disconnection from the pulse generator, or high battery impedance approaching end of service

**HRSD<sub>24</sub> (Hamilton Rating Scale for Depression)**

The HRSD is the most widely used rating scale to assess symptoms of depression; a multi-dimensional, observer-rated scale for assessing overall depression severity; the 28-item version of the scale was administered to subjects in this study; per protocol for the feasibility (D-01) study, all 28 items were used for scoring purposes; per protocol for the pivotal (D-02) study, only the first 24 items were used for scoring purposes

**IDS-SR<sub>30</sub> (Inventory of Depressive Symptomatology Self Report)**

A 30-item patient self-report rating of the symptoms of mood and depression

**IFI**

Intensified Follow-up Indicator

**in-session**

After interrogation of the patient generator

**interrogate**

Software operation that gathers current settings and a data from the generator

**lead**

An implantable part of the VNS Therapy System; delivers electrical impulses from the pulse generator to the electrodes attached to the vagus nerve; contains flexible conductive wires within a bio-compatible insulating sheath

**LIMIT output current**

Output current other than that which was programmed; not a sole indicator of a device malfunction

**LOCF (last observation carried forward)**

This analysis technique uses the last available data point for subsequent time points where data is missing

**long-term phase (*depression*)**

The portion of the pivotal (D-02) study comprising follow-up after the acute portion of the study (after Visit 9); the long-term portion included longitudinal follow-up by a blinded rater; the analysis of the long-term data included a repeated measures within-subjects analysis of changes in depressive symptoms over 12 months of VNS Therapy

**low lead impedance**

Lower than expected resistance to the flow of output current produced by the pulse generator potentially caused by a short-circuit condition resulting from a break within the lead body connector boot

**MADRS (Montgomery-Asberg Depression Rating Scale)**

A 10-item scale completed by the clinical rater for assessing overall depression severity

**Magnet Mode activation**

Brief Magnet application and removal, which initiates a stimulation

**microcoulomb**

Product of current and time, or output current (in mA) multiplied by the pulse width (in msec)

**MOS SF-36 (Medical Outcome Survey 36-Item Short Form Health Survey)**

A quality of life (QOL) tool that assesses overall QOL and subscales of physical functioning, role functioning-physical, bodily pain, general health perceptions, vitality, social functioning, role functioning-emotional, mental health, and overall change in health

**MR**

Magnetic resonance

**MR Conditional**

An item that has been demonstrated to pose no known hazards in a specified MR environment with specified conditions of use



For details, see the *MRI with the VNS Therapy System* chapter.

**MR Unsafe**

An item that poses hazards in all MRI environments

**MRI**

Magnetic resonance imaging

**NEOS**

Near end of service

**nominal parameters**

Specific preset parameters available with the software; LivaNova suggests that the pulse generator be set to these parameters when patients are first stimulated



For specific nominal parameters, see “Specifications and Product Information” in the device-specific Technical Information chapter.

**Normal Mode activation**

Normal Mode stimulation is the primary operating mode of therapy. This mode is always on if the output current is programmed to a value greater than 0 mA.

**out-of-session**

Prior to interrogation or after ending a session with a patient generator

**output current**

Amount of electrical current delivered in a single pulse of a stimulation, measured in mA

**partial onset seizure (*epilepsy*)**

Type of seizure that begins focally with a specific sensory, motor, or psychic aberration that reflects the affected part of the cerebral hemisphere where the seizure originated

**patient code**

Any three-digit combination assigned by the treating physician; generally programmed at the time of implantation

**Programming Computer (Programmer)**

Tablet-style touchscreen computer loaded with the VNS Therapy Software used to program LivaNova generators

**Programming System**

Programming wand, and computer loaded with VNS Therapy software

**Programming Wand (Wand)**

Hand-held device used to communicate with LivaNova generators

**pulse width**

Duration of a single pulse within a stimulation, measured in  $\mu\text{sec}$

**radio frequency (RF)**

Used in MR systems during the imaging process; also responsible for heating of the patient during MRI; the VNS Therapy System lead, when exposed, can focus strong RF energy fields, such as those used during MRI, and cause excessive heating and possible injury

**ramp-down**

Gradual decrease over approximately 2 seconds in output current at the end of stimulation for signal frequencies of 10 Hz and greater

**ramp-up**

Gradual increase over approximately 2 seconds in output current at the beginning of stimulation for signal frequencies of 10 Hz and greater

**Receiver Operating Characteristic (ROC) curve**

A curve that demonstrates the relationship between the sensitivity of a diagnostic and the specificity of the diagnostic.

**refractory**

Resistant to previous treatment alternatives defined by the treating physician; generally refers to the epilepsy of patients who have tried and failed two or more antiepileptic drugs

**remission (remitter)**

See complete response

**reset parameters**

Parameters to which the pulse generator internally programs when it is reset



For specific reset parameters, see “Specifications and Product Information” in the device-specific Technical Information chapter.

**responder (*depression*)**

At a given point, a subject with a  $\geq 50\%$  reduction in HRSD, MADRS, or IDS-SR scores from baseline or a CGI improvement rating of 1 or 2

**SAE (serious adverse event)**

Any adverse event that resulted in any of the following outcomes: death, a life threatening adverse experience, in-patient hospitalization or prolongation of existing hospitalization, a persistent or significant disability/incapacity, a congenital anomaly/birth defect, or any medical intervention that prevents one of the above



The sponsor also included cancer and pregnancy as SAEs.

**SAR (specific absorption rate)**

A measure of RF power deposition in the MRI patient, usually expressed in watts per kilogram (W/kg)

**SD card**

Secure Digital card

**sensitivity**

The statistical probability that an event will be correctly identified as a positive when administering a test designed to detect a particular event

**signal frequency**

Repetition rate of pulses in a stimulation; measured in number of pulses per second (Hz)

**signal OFF time**

Interval between stimulations when there is no stimulation; measured in minutes

**signal ON time**

Length of time the programmed output current is delivered (not including ramp-up and ramp-down times); measured in seconds

**spatial gradient field**

The change in the static magnetic field strength with respect to distance, usually expressed as Gauss/cm

**specificity**

The statistical probability that a non-event will be correctly identified as a negative when administering a test designed to detect a particular event

**SR**

Seizure Response

**static magnetic field strength**

Strength of the static magnetic field used by an MR system for MRI, usually expressed in Tesla (e.g., 1.5-T, 3-T)

**statistically significant**

Results are considered statistically significant if p-values for the appropriate statistical tests are less than or equal to 0.050

**stimulation adjustment period (*depression*)**

For the treatment group, a 2-week period between Visit 2 and Visit 4 during the acute portion of the study. For the delayed treatment group, a 2-week period between Visit 9 and Visit 11 at the start of the long-term study. The output current was progressively increased to a comfortably tolerable level during this period. After this period, output current was held constant for an 8-week period, unless reduction was necessary for tolerance.

**stimulation parameters**

Programmed output current, signal frequency, pulse width, signal ON time, and signal OFF time

**stimulation time**

Therapeutic output of the VNS Therapy pulse generator; consists of the signal ON time, plus 2 seconds of ramp-up time and 2 seconds of ramp-down time

**SUDEP**

Sudden unexpected death in epilepsy

**tachycardia**

Rapid, relative heart rate increase



### **Threshold for AutoStim (or AutoStim Threshold)**

Configurable threshold setting for ictal tachycardia heart rate increase which triggers Automatic Stimulation (AutoStim) on the Model 106 generator

### **transmit and receive RF head coil**


A local imaging coil that both supplies RF energy and receives resonance signals during MRI procedure

### **treatment-emergent**

Adverse events that occurred on or after the implant and were not present during the baseline period or events that were present during baseline that worsened in severity after the implant


### **treatment failures (*depression*)**

Subjects who, after the randomization procedure, 1) exited the acute study before Visit 9 due to treatment-related adverse events, or a lack of efficacy, 2) met the suicide exclusion criteria, 3) attempted suicide resulting in hospitalization of more than 3 days, or 4) developed mania or more than three mood episodes as defined by DSM-IV

 Subjects who were treatment failures during the acute study were also considered treatment failures for long-term analysis purposes.

### **UADE (unanticipated adverse device effect)**

Any serious adverse effect on health or safety or any life-threatening problem or death caused by, or associated with, a device, if that effect, problem, or death was not previously identified in nature, severity, or degree of incidence in the investigational plan or application (including a supplementary plan or application); also, any other unanticipated serious problem associated with a device that relates to the rights, safety, or welfare of patients

 In this physician's manual, "Vagus nerve" always refers to the *left* vagus nerve.

### **vagus nerve**

Either of the pair of tenth cranial nerves arising from the medulla and supplying mainly the viscera, especially with autonomic sensory and motor fibers

### **Vbat**

Voltage of the generator battery

### **Verify Heartbeat Detection**

A feature that when activated by the VNS programming software, relays back heart beat detection sensed by the generator for up to 2 minutes

### **VNS**

Vagus nerve stimulation

### **VNS Therapy**

The registered name for vagus nerve stimulation

### **VNS Therapy magnets**

LivaNova-provided magnets included in VNS Patient Essentials kits

**within-group**

A statistical comparison, including only subjects in the same group assignment

**YMRS (Young Mania Rating Scale) (*depression*)**

An 11-item scale completed by the clinical rater to assess the symptoms of mania

## US



**LivaNova USA, Inc.**  
100 Cyberonics Boulevard  
Houston, Texas 77058  
USA

**Telephone**

+1.281.228.7200  
1.800.332.1375 (US/Canada)

**Fax**

+1.281.218.9332

**24-HOUR SUPPORT**

**Telephone**

1.866.882.8804 (US/Canada)  
+1.281.228.7330 (Worldwide)

## OUS



**LivaNova Belgium NV**

Ikaroslaan 83  
B-1930 Zaventem  
BELGIUM

**Telephone**

+32.2.720.95.93

**Fax**

+32.2.720.60.53

**24-HOUR SUPPORT**

**Telephone**

+1.281.228.7330 (Worldwide)

## INTERNET

[www.livanova.com](http://www.livanova.com)

© Copyright 2017 LivaNova, PLC, London, United Kingdom.  
All rights reserved.

LivaNova is a registered United States trademark of LivaNova, PLC. NCP, Demipulse, Demipulse Duo, Perennia, VNS Therapy, AspireHC, PerenniaFLEX, PerenniaDURA, and AspireSR are registered United States trademarks of LivaNova USA, Inc. Pulse, Pulse Duo and SenTiva are trademarks of LivaNova USA, Inc. Corresponding foreign trademarks may also be registered or pending.

